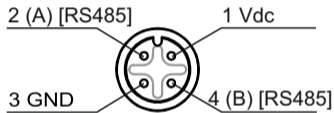
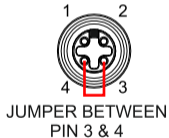
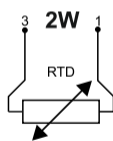
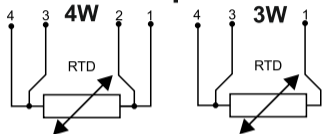


Input



M12 maschio 4 poli
(connessione alimentazione)

Output



M12 femmina 4 poli
(connessione sensore)